

## Larmer Tree Sunday Race Instructions



Thanks for entering the Larmer Races

We return to the beautiful Larmer Tree gardens, one of Britain's poshest race venues with some epic trail races, a bit hilly, might be a bit moist under foot and guaranteed.... might be beautiful weather.

The Rushmore Estate feels like our second home, we are grateful to the Rushmore Estate Manager Ruth Mason and Larmer Tree supremo Carol Cross for their patience, understanding and enthusiasm helping us bring this trail races to life.

### Timetable of events

**Admin opens 7.00** as well as Breakfast, Tea, Coffee inside the pavilion

8.15 Race briefing Marathon

8.30 Race start Marathon

8.45 Race briefing 20 miler

9.00 Race start 20 miler

11.10 First runners in 20 expected return (guessing)

11.30 First runners in marathon

### How to get there

**By car.** Don't use Sat Navs they are not up to date but if you really must use this postcode SP5 5PY Read below and when you see the WSR signage and Flower sign then follow signs not your satnav or you will end up in the village Tollard Royal Larmer Tree is easy to find if you follow the brown flower signs image And FOLLOW OUR SIGNAGE

**FROM THAT THERE LONDON** Take M3 going south. Exit at Junction 8 and join A303. Stay on A303 until Andover and come off at A343 signed to Salisbury. On reaching Salisbury follow directions immediately below

**FROM SALISBURY** Take A354 towards Blandford. After 11 miles (at large roundabout), go straight over and you will see BROWN HERITAGE SIGNS for Larmer Tree Gardens (right turn after about three miles) and Larmer Tree. Then take first left after ½ mile and follow BROWN FLOWERS and Larmer Tree signs. After passing through Newtown (very narrow lane through village) the Larmer Tree Gardens entrance is ½ mile on right. FOLLOW OUR SIGNAGE

**FROM THE WEST** Follow A354 for 8 miles east of Blandford (towards Salisbury). Then pick up BROWN HERITAGE SIGNS for Larmer Tree Gardens and Larmer Tree. After turning off A354, take first left after ½ mile and follow BROWN FLOWERS and Larmer Tree signs. After passing through Newtown (very narrow lane through village) the Larmer Tree Gardens entrance is ½ mile on right. FOLLOW OUR SIGNAGE

**FROM BRISTOL** Head for Shaftesbury and on reaching Shaftesbury follow signs for Salisbury (A30). Three miles (approx) after leaving Shaftesbury, on reaching Ludwell look for BROWN HERITAGE SIGNS for Larmer Tree Gardens (right) then follow BROWN FLOWERS and Larmer Tree signs. Stay on this road to top of Wingreen Hill. - Highest point in Wiltshire! Marathon and 20 runners will know all about that hill later) (2 miles approx) , then at crossroads turn left. After 1 mile (exactly), road swings to the left but take right fork (signed Tollard Green) and stay on this road for 1.7 miles until you see Larmer Tree Gardens entrance on left.

**FROM THE MIDLANDS** - Head for Andover and follow directions from London (see above).

### **FOLLOW OUR SIGNAGE or don't and get lost**

**FROM SOUTHAMPTON** Take A31 to Ringwood. Exit at the A338 junction (Bournemouth road) but go right at roundabout to Three Legged Cross. Follow this road through Three Legged Cross (watch your speed as there are three speed cameras on this road) and Horton. At T-junction, turn left and immediately right at Horton Inn. On reaching A354 (Salisbury-Blandford road), turn right and then immediately left, following signs to Farnham & Tollard Royal and Larmer Tree Gardens. Then take first left after ½ mile and follow BROWN FLOWERS and Larmer Tree signs. After passing through Newtown (very narrow lane through hamlet) the Larmer Tree Gardens entrance is ½ mile on right. If that's not getting you to us ring 07930335746 and we'll try and direct you in! FOLLOW OUR SIGNAGE Map co ordinates N50° 57' 4" W2° 4' 59" or ST 942 169 **FOLLOW THE WSR SIGNAGE FROM THE ROAD. GOT IT?**

### **SIGNAGE FROM THE ROAD. GOT IT?**

**Day Parking** Free parking is available in the fields adjacent to the entrance drive to Larmer Tree Gardens near to the start/finish area. Free unlike some other races...mention no names LOL. We'd like to thank **Weymouth Rotary** for providing a top Car Parking team to help maximise the space and get you parked safely in the fields **Be aware of the marathon race starting at 08:30, the car park road will be closed for a 2 minutes for the race to start. Please give way to runners**

### **FOLLOW OUR SIGNAGE**

**Hotels.** There is a list of B&B and hotels on our website <http://whitestarrunning.co.uk/local-accomodation/>

**Camping.** There isn't any, its March for heaven's sake!

### **Food on race day**

**Breakfast** will be available to buy at Larmer Tree and will be served from 7am We have posh coffee and teas etc. available outside in a big Landrover thanks to Grounded Coffee.

Food is also available to buy for spectators

- Bacon and sausage rolls in the morning, and then pulled pork rolls with stuffing and apple sauce, veggie burgers.
- Soup and bread (a selection of two types of soups) G/F bread available and vegan
- Mac cheese and Lasagna with garlic bread, salad and coleslaw
- Chilli with nachos, garlic bread, coleslaw and salad. Vegan bean chilli available also G/F available.
- Drinks station with chocolate and fruit
- All varieties will be available in gluten free, vegetarian and vegan.


**Medals and Goodies.** All runners that finish will receive free food voucher and a quality uniquely minted race medal. You get this if you complete the race.

**Massage** Sue and Barbara from [Run Fit Fordingbridge](#) will be offering post-race Sports Massage on both days for Larmer Weekend in the Indian Gardens.


They will be there between 9am - 4pm. Treatments priced at £10 for 15minutes, payments accepted via cash or card.

### **Buy our stuff**

**White Star Running shop.** Will be onsite selling our own branded t-shirts, hoodies and lots of other goodies. **You can also click and collect any items from our online shop until Wed 4<sup>th</sup> March for us to pack and bring with us for you** [www.whitestarclothing.co.uk](http://www.whitestarclothing.co.uk)

**FLANCI** will also be on site showing off their active wear and giving you lucky runners a 10% discount code for all their lovely stuff. So if your in need of some funky active wear head over to their website and use the code WSR2020 at check out 

<https://www.flanciactivewear.co.uk/>

We're also lucky they will be attending some of our events this year so you can talk to the team and check out their products first hand or see the [Run Deep Magazine](https://rundeepmag.com/flanci-running-clothing/) review here 

## Race instructions...yes it is a race

**The Larmer tree admin will be open from 7am-ish to pick up your numbers.** Please arrive with enough time to pick up your number. If you know any of the WSR team and live locally (Dorset) you can collect from our offices during these times.

**Wednesday 26<sup>th</sup> February 4-7pm**

**Monday 2<sup>nd</sup> March 2-6pm**

**We are staggering the handing out of numbers to ease congestion.. It will help keep numbers down and speed things up.**

**Marathon** Pick up your numbers from **7.00 until 08.00** then go to safety briefing.

**20m runners** pick up your numbers from **08.00** then go to safety briefing.

**CHIP INSTRUCTIONS** Built into the number is your timing chip, put it on and go. Do not go near the finish line again once you have crossed at the finish, or you will get a false reading and this will make us unhappy. Please make sure you wear your race number correctly so it can be picked up.

In a bid to be more environmentally conscious **we do not supply safety pins** for attaching your race number. **So please remember to bring your own** or wear a number belt or use some **event clips**. A [WSR set are available](#) in the shop and you can collect them at the event.

## How to correctly wear your race number


All runners must wear their race number on the front of their race shirt for the duration of the whole run, held on safely by safety pins or bib clips.

Wear your number and be seen. We need to make sure everyone running is part of our organised run, looked after at all times and covered by our insurance.






Please do not wear your number folded up, on shorts, on your back or sides and do not place pins through the chip. If you are wearing a jacket or jumper on over the top of your run number please remove before crossing the finish line to ensure the timing mats record your result.


**If not worn correctly then your result from the timing chip may not be recorded. This is your responsibility.**

For your safety please ensure that the back of your race number is filled in with all correct information. Help us to help you. We have had to use this in the past and to ensure you get the help required as quickly as possible please always fill it in.



### The do not list...

-  Do not wear folded up...
-  ...on your back or bag
-  ...on shorts or side
-  ...place pins through chip
-  ...cover your bib



**Safety** On the back of your number write an ICE number, In Case of Emergency & any medical details. This will help us and you. If you are struck by lightning or flake out with exhaustion, we need to get you help as quickly as possible. We recommend that you carry a fully charged mobile phone for emergency use with race HQ emergency number stored. This number is **07930335746** If you need to drop out of the race at anytime we will try and get you as quickly as possible. The good thing is, the race is very centralised and you are never far from an access road or from the finish. We will have 4X4 vehicles and ambulances on standby to come and get you if need be.

**Baggage** Please give us car keys, it's easier. Presentation of your number will get your keys back, we will only give the person wearing the number their keys. There will **NOT** be a place to store your bags at the finish. Please give us your keys its much easier leave your gear in the car. Please note you leave keys at your own risk.

**Changing** There isn't any we are known for random nudity. **Showers** No sorry you will have to go unwashed.

**Toilets** There will be portalavs at Larmer. There is never enough, we know; we ask you to be patient If it's really muddy we will sort out hoses for you and your shoes bring a towel and change of clothes for post-race food.

### The Race Route

The area in which you are running is typical Dorset woodland and Wiltshire chalk down. All the paths we use are usually well maintained public access routes. The course is designed to take in the smashing views and beautiful countryside. The course follows several paths, farm tracks a couple of roads and all are rights of way. The majority of the route is on trails owned by the Rushmore Estate and managed by the Forestry team. We are very grateful to the landowners and farmers in the area for their co-operation in bringing this event to life. All the farms are 7 day a week operations and the farmers have been very helpful moving livestock allowing us to open some gates and helping with logistics. We rely on the goodwill of the landowners please don't do anything to jeopardise our good working relationships. The course will be well marked with signs, arrows; some trees, posts etc will have red and white marker tape around them just to reassure you that you are not lost. **Routes are available on the [event webpage](#)** with links to OS pages to download GPX files or see a flythrough of the route.

**Dogs** You are not allowed to run with your dog **Sorry**

**Terrain** All races are trail races, you knew this right? So therefore about 90% of the routes are off road. There are stretches of tarmac and some made, unmade and almost made road. There will be one or two hills. It will be muddy in places. Please don't swim in the puddles. There may be a ploughed field.....LOL Shoes. Difficult one, trail shoes are recommended, something with a grip. That said studs and spikes are not a good idea. We wore a variety of shoes over the terrain on our test runs.

**CUT OFFS** The cut off for the marathon is 7 hours. Cut off in the 20m is 6.5hr. All times are generous you can walk them in less. The event is also a race, so some sort of running is involved. There will be a sweeper in all races and we reserve the right to pull you out of the event if you will not make the cut off. **SWEEPERS ARE GODS** listen to them please

**Waterstations/Aidstations.** **Waterstations** will be evenly placed.. These stations will have plenty of water. All drinks will have cups but if your running with your own cups you will be able to fill them up at aid stations. You will also have the chance to try some Tailwind at the aid stations for that extra energy boost.

Lovestation™ will be here where you will be looked after by the team. Now these aid stations are designed for you to get some cake, a sports drink, a gel, jelly babies, there will be beer and a few savoury bits.

**Aid stations in Marathon** 4.65 miles water & gels, 8.14 miles full aid station, 10.9 miles water & sweets, 15 miles Full aid station, 16.75 miles water & gels, 20.2 miles Lovestation™ and mile 25 Full aid Station.



**Aid in the 20** 2.1 miles water & sweets, 4.7 miles Water & Gels, 9 miles full aid station, 10.9 miles water & gels, 14 miles Lovestation™, then mile 19 Full Aid Station.

**GATES** Most of the gates will be open, if it's shut, it's shut for a reason, please shut it behind you, don't leave it open for someone behind you. The last thing we want is an animal escaping. In some places the gates are next to a stile please go over the stile it's easier for you and we don't have to worry about gates being open. Wrestling escaped cows is not fun.

**Litter** We run in areas of outstanding natural beauty. We do not tolerate littering. We run our races with consent of the farmers and landowners of Dorset and Wiltshire Please please don't throw your litter on the ground pop it in a pocket or hang on to it and deposit at an aid station.

**Weather** The race is in the countryside in March and as we have seen in the past couple of years the British springtime can vary from beautiful warm to belting down with rain. So please take into consideration the previous days weather when considering what to wear on your feet. Trail shoes are recommended. The other year it was snowing when we arrived to set up. Basically be prepared for all eventualities and bring clothing suitable for the changeable Wiltshire climate. If it's blowing a gale and belting down with rain wear appropriate clothing. We won't be cancelling or changing the race if it's inclement weather...Beast from the East....just saying

**Roads** There are a few road crossings and there are some quiet sections of road in the race. The dangerous crossings will be manned, you are responsible for your own safety, marshals cannot and will not stop traffic for you. If a marshal stops you at a road junction or crossing, it's for your benefit. People round here drive tractors and 4x4s, you are a target and they will win in a "runner vs. 12 ton Tractor game of chicken".

**Ipods and MP3 players** The perennial question about these devices...is, are they allowed? Yes. We won't drag you out of the race for wearing one, but we advise against it. "WHY? I love my Ken Dodd Xmas album 1981 album; I can't run without it" Safety is the only reason we don't encourage you to wear them. The roads, as we said are quiet country lanes, but there are cars, trucks, tractors and even the odd milk tanker out there and you need to hear them and any instructions from marshals and warnings.

**Photos** Race photos are expensive, so we have our own photographers and make photos available to you, free, on Facebook Last year's Larmer we took 4,000 all of them great except the one of the cow poo. Dirty Bertie our resident photographer will be on site snapping away as well Helen & Steve from Dorset Bays will be wandering around the course taking snaps and will be at the finish should you wish to have a photo with friends and family. These snaps will then be uploaded in due course to the Facebook. By entering the race you are giving your permission to have your photo taken. If there is a pic you object (didn't get your right side, your bum looked too big etc.) please contact us and we will remove it. (Please note you must highlight the said photo we won't root through all the pics looking for it)

**FAQs** Based on feedback from our other races

**Q. White Star Races have a reputation for being the wrong distance** A. It's a trail race not the Olympics, we dare you, yes, dare you to create an off road race and get the distance spot on. Consider it "bonus miles" "Yeah but Bovington?....that's so 2017"

**Q. Can I wear an iPod, MP3?** A. If you like, we would prefer you didn't. So we are not responsible for your safety on roads if you decide to wear one.

**Q. Is there a cash point in the village of Farnham?** A. No the nearest free cashpoint is Blandford, bring cash with you

**Q. Is parking secure?** A. No, lock cars and place valuables out of sight.

**Q. Where is the nearest Dr. A&E etc?** A. Odstock Hospital Salisbury 30 minutes' drive.

**Q. What is the weather going to be like** A. We are just consulting our Weather Shamen now. It could be really muddy, might not be dunno, leave your shoes outside the food venue, bring a towel and change of clothes for post-race food, be sensible hahaha if possible